



MISSOURI DEPARTMENT OF
**HEALTH &
SENIOR SERVICES**

Office of Dental Health

Update for Missouri Coalition for Oral Health 9/15/22

Jacqueline Miller DDS MS MPH



Office of Dental Health Mission

We are committed to improving the oral health of all Missourians through education, prevention and leadership.



**Meet our
ODH
team**

SUMMARY

- 1. MISSOURI ORAL HEALTH SURVEY OF VULNERABLE ADULTS, 2022**

- 2. REVIEW HRSA GRANT WITH ODH PILOT PROJECTS**

- 3. REVIEW HIGHLIGHTS OF ODH WORKFORCE SURVEY**

- 4. REVIEW THE THREE MAJOR BARRIERS TO PROVIDING CARE TO UNDERSERVED AREAS OF MISSOURI**

- 5. FUTURE PROJECTS**



THE ORAL HEALTH OF ADULTS LIVING IN MISSOURI'S SKILLED NURSING FACILITIES

SKILLED NURSING FACILITY



A facility where nursing care or related services are provided to residents of the facility

WHO TOOK PART IN THE SURVEY

253 Residents aged 37-100 years (mean=75)

22 Skilled nursing facilities

RECOMMENDATIONS

- Expand programs that provide educational and preventive dental services at skilled nursing facilities.
- Develop programs that provide corrective and emergency dental services at skilled nursing facilities.
- Provide enhanced training to nursing facility staff about the importance of daily oral hygiene services.
- Create a referral system between skilled nursing facilities and safety-net dental clinics for residents with urgent dental needs.
- Consider the use of silver diamine fluoride treatment by public health hygienists for patients with transportation barriers.

Missouri Department of Health and Senior Services
Office of Dental Health
health.mo.gov/living/families/oralhealth/

ORAL HEALTH STATUS

PEOPLE WITH FEWER THAN 20 TEETH HAVE TROUBLE EATING HEALTHY FOOD

73% The percentage of residents with severe tooth loss

38% The percentage of residents with no natural teeth

TOOTH DECAY AND GUM DISEASE CAN CAUSE PAIN AND LIFE-THREATENING INFECTIONS

40% The percentage of dentate residents with untreated decay

29% The percentage of dentate residents needing periodontal care because of gum disease

MANY NURSING FACILITY RESIDENTS RELY ON STAFF TO CLEAN THEIR MOUTH

49% The percentage of dentate residents with less than satisfactory oral hygiene

MANY NURSING FACILITY RESIDENTS HAVE NO DENTAL INSURANCE COVERAGE

Medicare does not cover most dental care and Medicaid only covers a limited number of dental services

THE ORAL HEALTH OF ADULTS LIVING IN MISSOURI'S SKILLED NURSING FACILITIES

SEPTEMBER 2022

SEPTEMBER 2022

DATA SOURCE: MISSOURI ORAL HEALTH SURVEY OF VULNERABLE ADULTS, 2022

Teledentistry Pilot Project





**DENTAL
WORK FORCE
SHORTAGE**

ESTIMATED LOSS

1-3%
Dentists

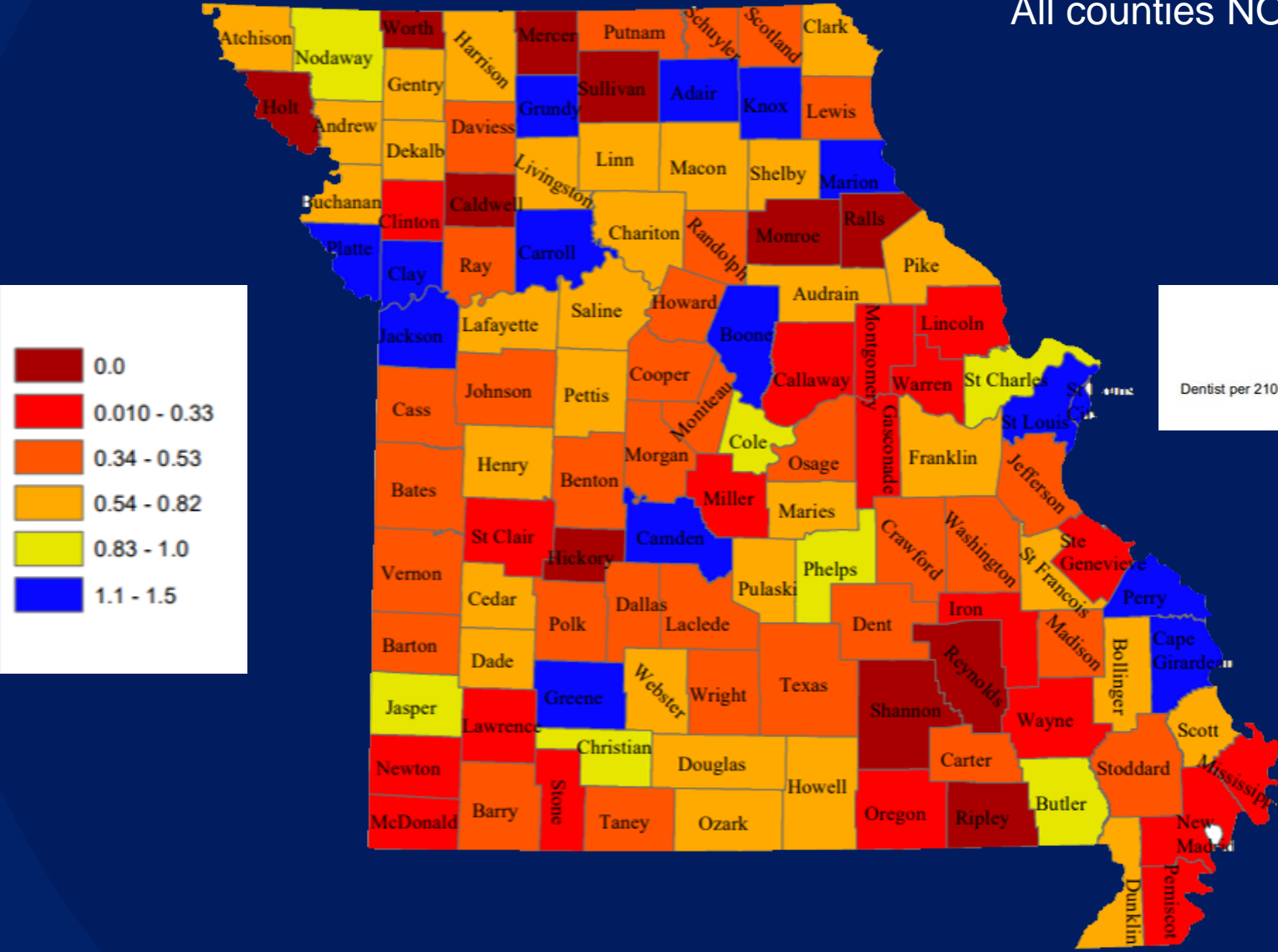
5-8%
Hygienists

3-5%
Administrative

5-12%
Dental
Assistants

HRSA Dentists Shortage Area

All counties NOT colored blue

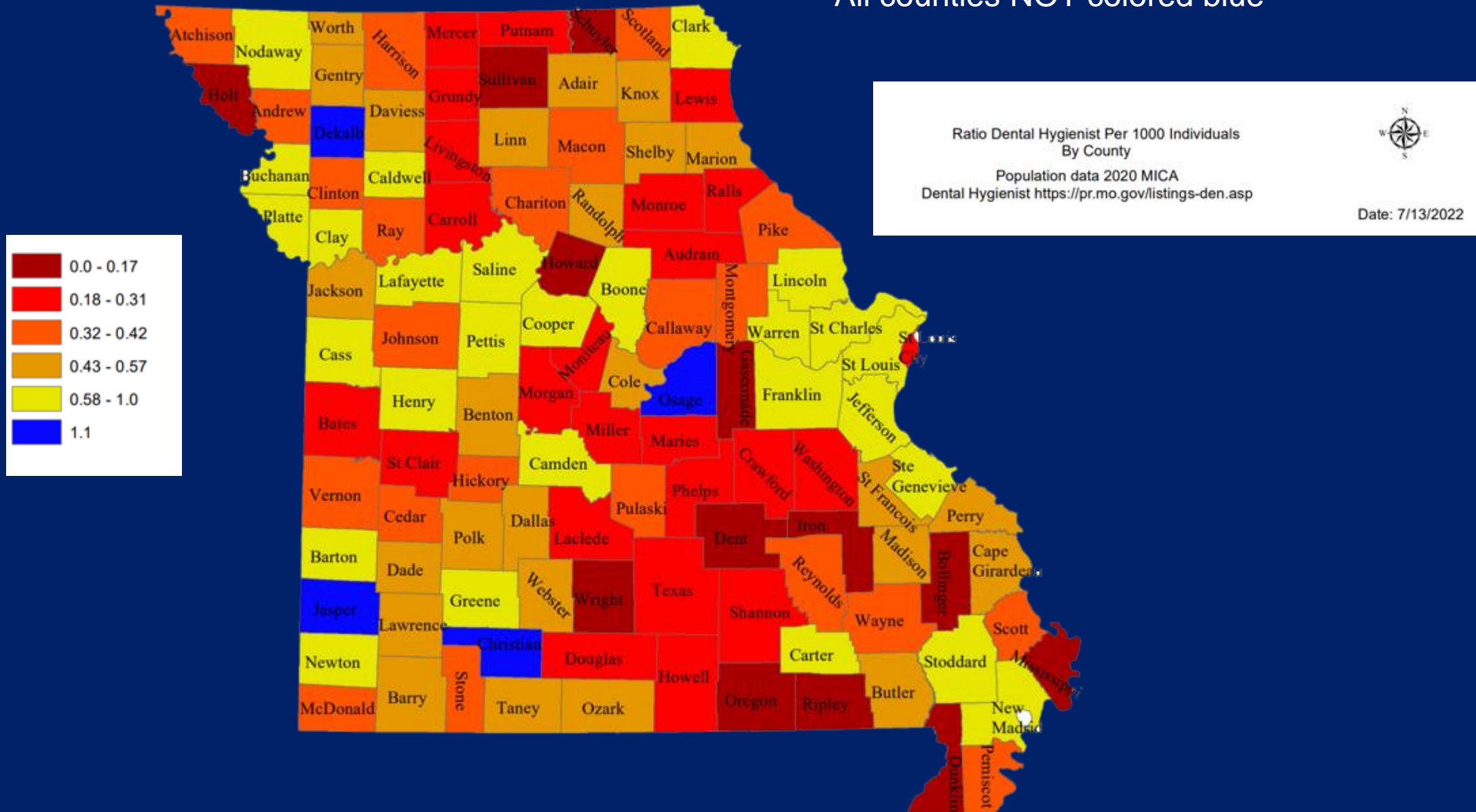


Ratio Dentist Per 2100 Individuals
By County
Population data 2020 MICA
Dentist <https://pr.mo.gov/listings-den.asp>
Dentist per 2100 population based on: <https://pubmed.ncbi.nlm.nih.gov/28765446/>
Date: 7/13/2022



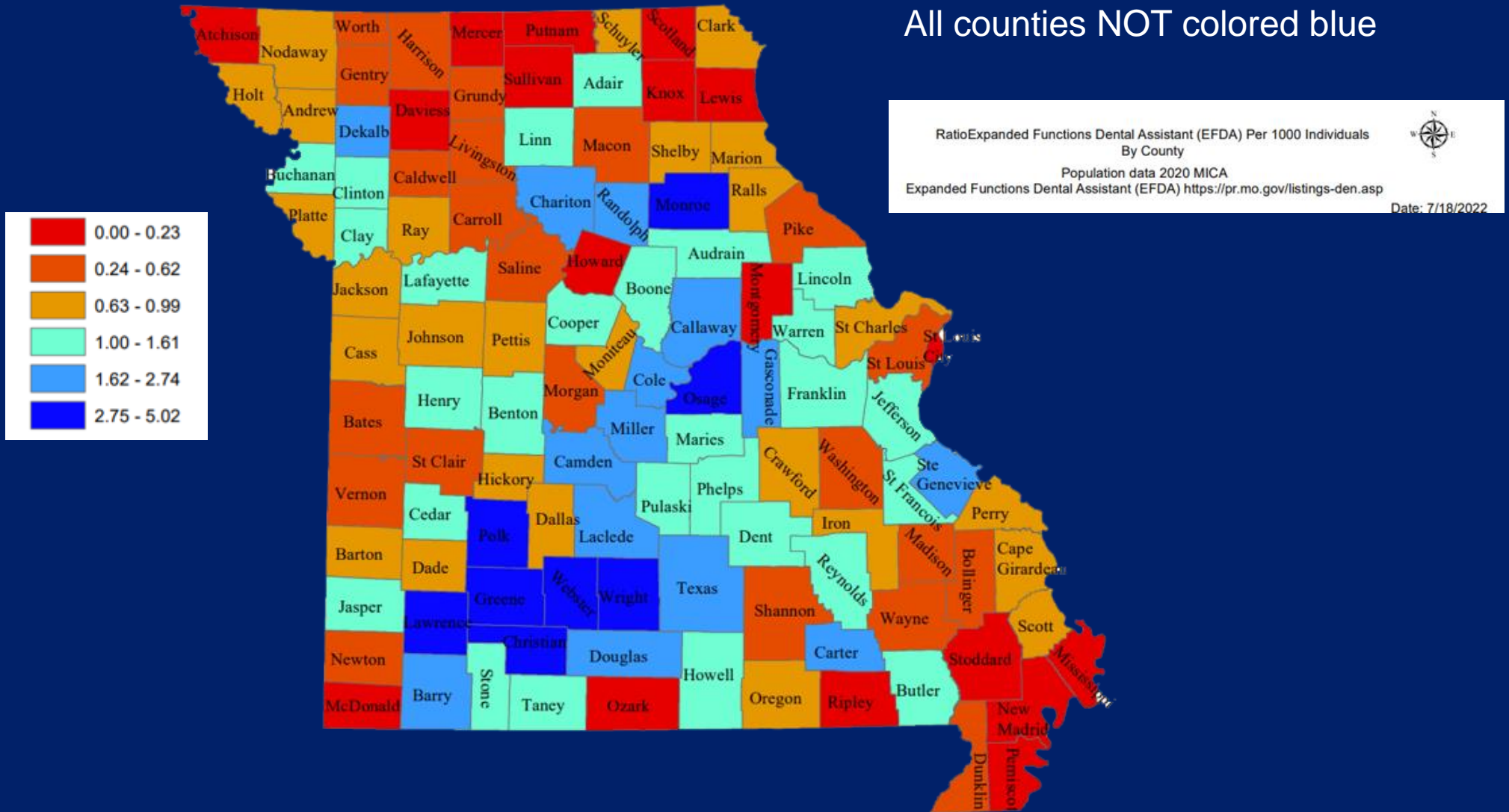
HRSA Dental Hygienist Shortage Area

All counties NOT colored blue



HRSA Expanded Functions Dental Assistant (EFDA) Shortage Areas

All counties NOT colored blue



What is an Underserved Population?

(Geographic/demographic as defined by HRSA)

1

**Populations with access
utilizations rates < 20%**

3

**Populations with
geographical barriers**

2


High Risk Populations

4

**Populations with physical
barriers**

DENTAL MEDICAID REMUNERATION


FEE SCHEDULE HAS INCREASED
FROM 38% TO 80% OF UCR



**ADULT EXPANSION ENROLLEES AT A 10%
UTILIZATION: 17,000**



**LONG TERM HEALTH CARE FACILITIES AT 20%
UTILIZATION MAY INCREASE UTILIZATION BY
12,000**



**HIGH RISK CHILDREN FROM K THROUGH 8TH
GRADE AT AT 20% UTILIZATION INCREASE OF
48,000**



INCREASED CARE LOAD IS A TOTAL OF 77,000

Expand EFDA training
and remove barriers to
practice to the full scope
of practice

Pilot program dental
assisting programs in high
schools





THE UNIVERSITY OF MISSOURI
KANSAS CITY
SCHOOL OF DENTISTRY

**Dental
professionals
serving in
shortage areas**



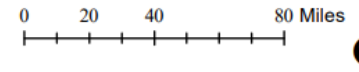




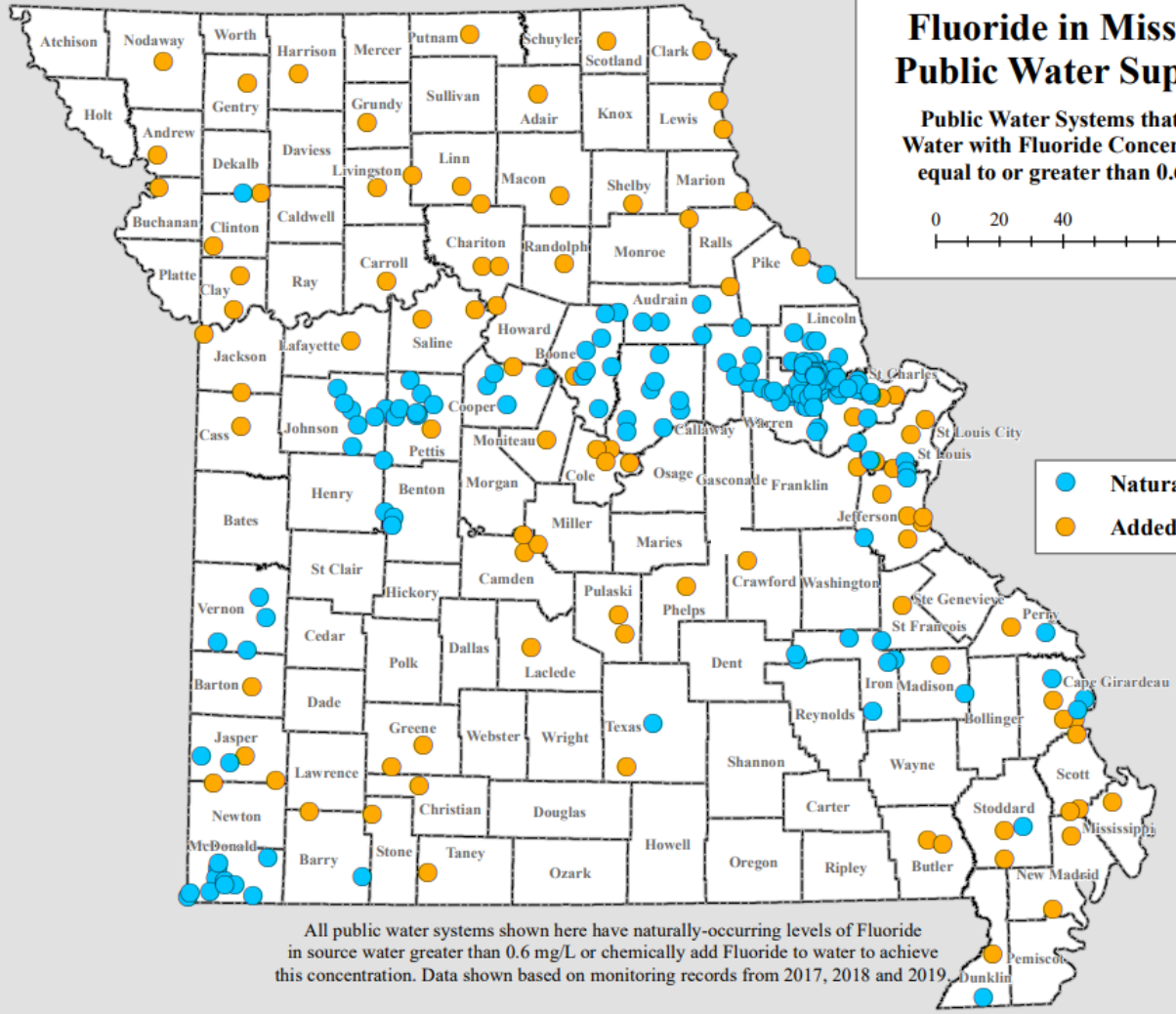
COMMUNITY WATER FLUORIDATION

Fluoride in Missouri Public Water Supplies

Public Water Systems that Serve Water with Fluoride Concentrations equal to or greater than 0.6 mg/L



- Natural Fluoride
- Added Fluoride



All public water systems shown here have naturally-occurring levels of Fluoride in source water greater than 0.6 mg/L or chemically add Fluoride to water to achieve this concentration. Data shown based on monitoring records from 2017, 2018 and 2019.

NEW WAVE COMMUNITY WATER FLUORIDATION





MISSOURI DEPARTMENT OF
**HEALTH &
SENIOR SERVICES**

ANY QUESTIONS?

JACQUELINE.MILLER@HEALTH.MO.GOV