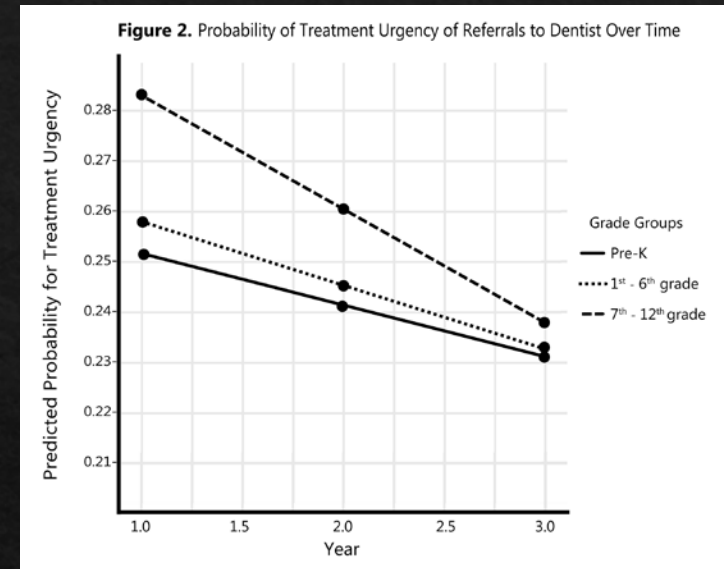
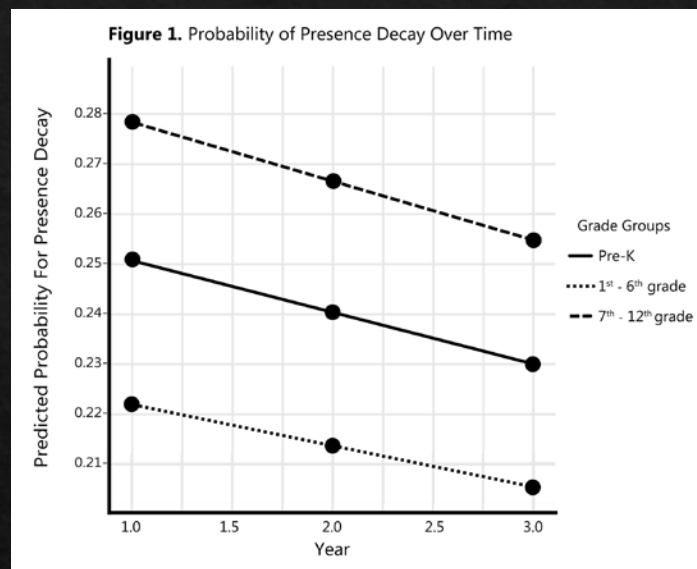
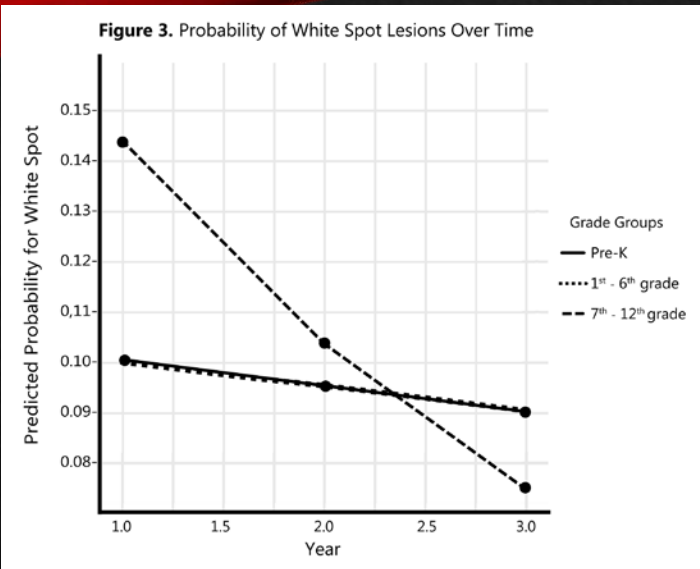




IMPLEMENTATION SCIENCE -

Changing practice in oral health

Carol Berger, DNP, APRN, FNP-C; Umit Tokac, PhD;
Anne F. Fish, PhD, RN; and John N Dane, DDS,
FAAHD, DABSCD, FACD



MISSOURI ORAL HEALTH CARE PLAN 2013-2016

CDT D1206: DENTAL PROVIDER CLAIMS

- 75% of claims are for children over the age of 6

Calendar year	Under 1	1-2	3-5	6-9	10-14	15-18	Total
2007	3	161	2027	796	810	375	4172
2008	22	678	4615	4474	3364	1465	14618
2009	71	2028	11401	13208	10091	4037	40836
2010	114	4568	21018	26737	21573	8425	82435
2011	410	7542	28603	35262	30079	12713	114609
2012	465	8693	34105	41852	36096	15790	137001
2013	481	9775	38633	52853	47264	20783	169789
2014	483	10819	39687	60132	54419	24948	190488
2015	495	12117	41831	65755	61276	28562	210036
2016	422	12524	40623	68171	65589	30581	217908
2017	414	12763	41912	68609	71336	33914	228948
2018	484	12088	41365	68153	73724	34970	230784

CPT 99188: PRIMARY CARE PROVIDER CLAIMS

- 90% of their claims are for children younger than 6

Calendar year	Under 1	1-2	3-5	6-9	10-14	15-18	Total
2015	183	1304	353	24	5	0	1869
2016	390	3993	1688	66	19	5	6161
2017	353	4545	2553	173	121	28	7773
2018	362	4656	2939	272	263	103	8595



RURAL CHILDREN IN CRISIS

- School Based Oral Health Programs
- Federal Health Clinics
- Tele-Dentistry
- Primary Care Providers need to provide FV and fill the GAP age 0-5 years of age